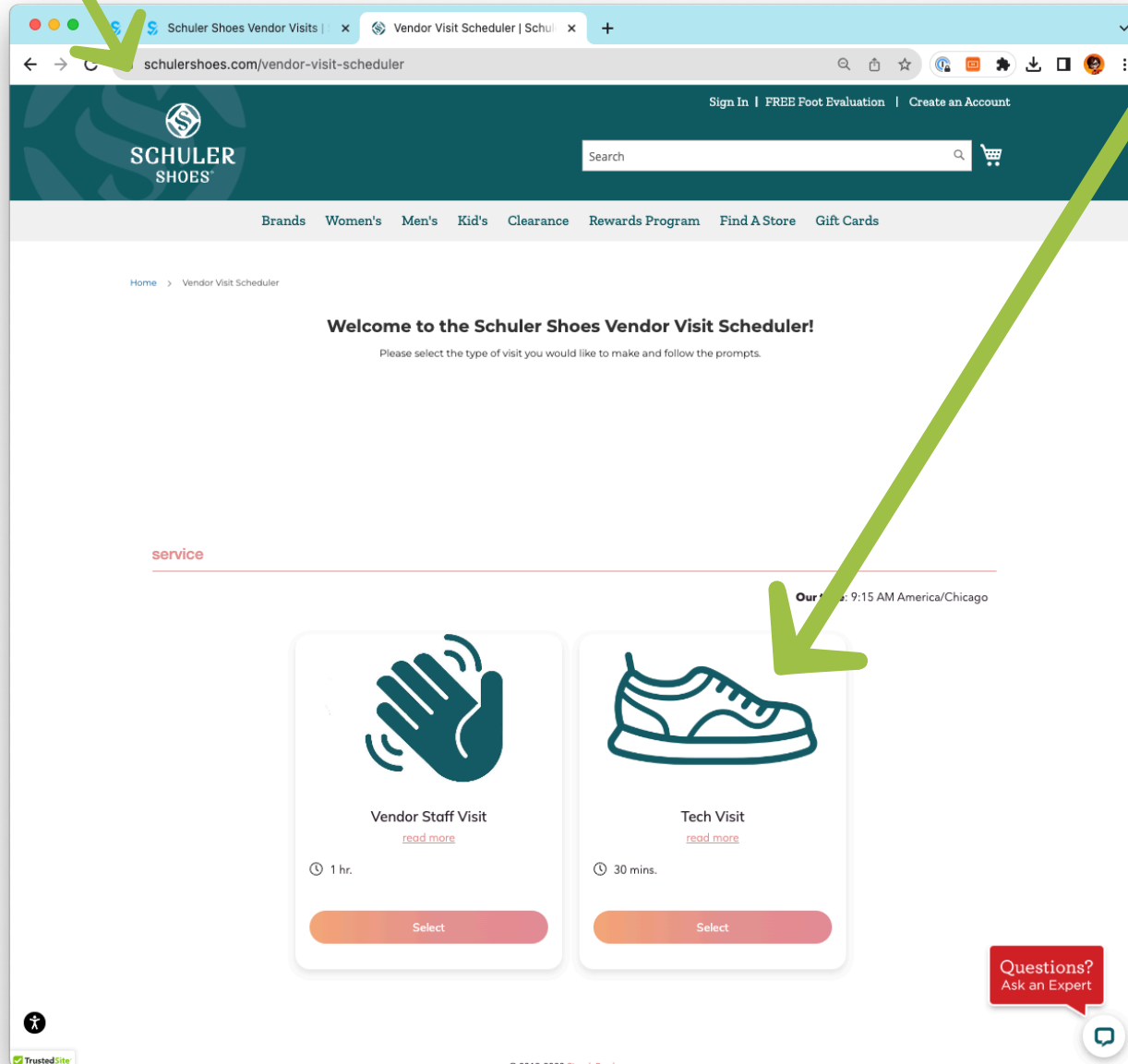


VENDOR VISIT SCHEDULER DIRECTIONS

1. VISIT THE SCHEDULER WEBSITE: www.schulershoes.com/rebs

(or www.schulershoes.com/vendor-visit-scheduler)



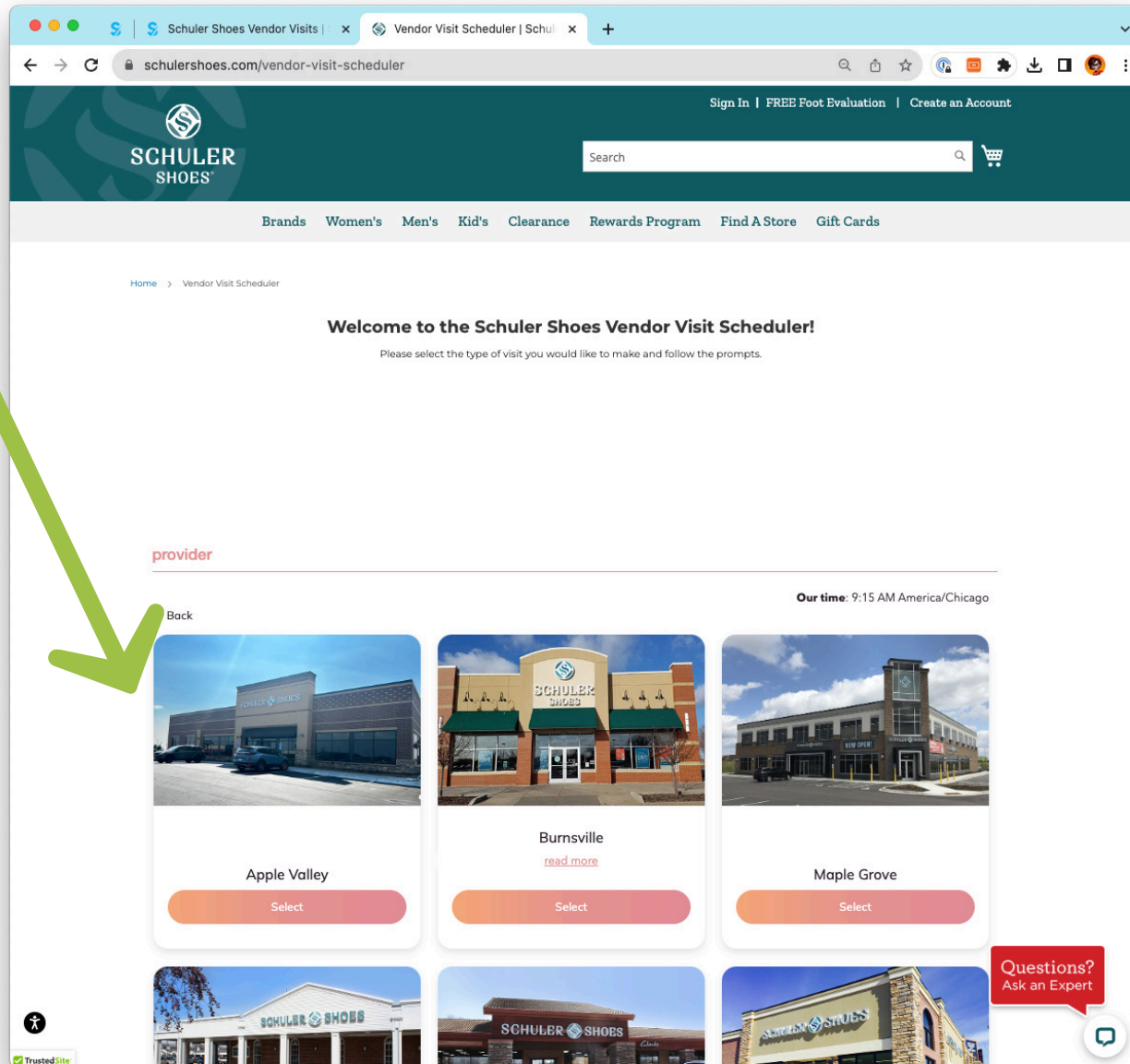
2. SELECT YOUR TYPE OF VISIT:

- **Vendor Staff Visit:**
1-2 hour scheduled visits anytime during the day or early evening. Involves checking in with leadership team first when you arrive. Then getting to know/interact with the staff and store.
- **Tech Visit**
Tech visits take place before store opening (9:30 – 9:55am) Monday, Wednesday, Thursday, Friday, Saturday, or at scheduled store meetings (second Saturday each month) from 9:00 – 9:30am.

Note: Most staff isn't scheduled until 9:30 and wouldn't be brought in early except for Monthly store meetings.

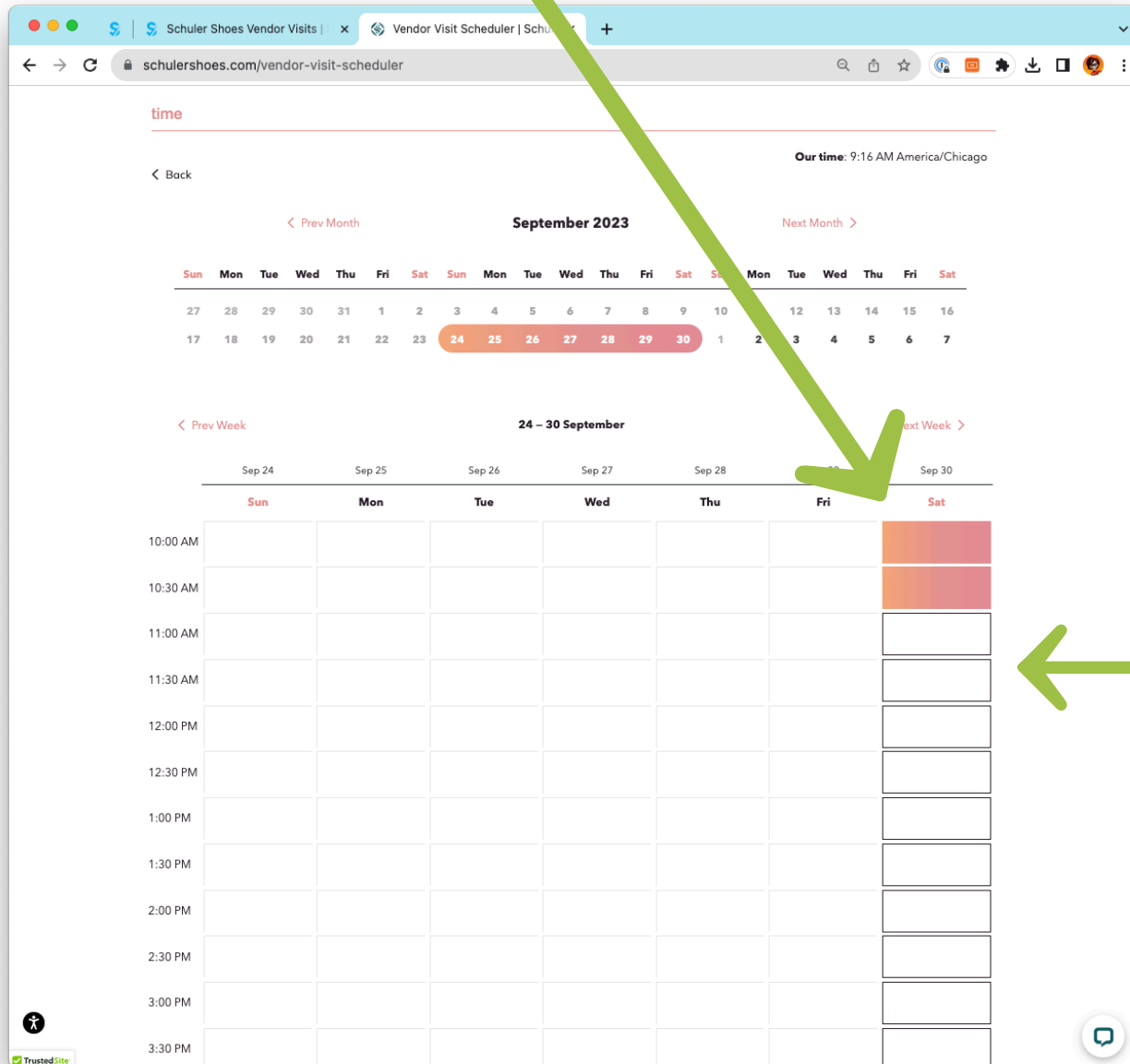
VENDOR VISIT SCHEDULER DIRECTIONS

3. Select the store you would first like to visit



VENDOR VISIT SCHEDULER DIRECTIONS

4. Select the date and time you would like to visit.

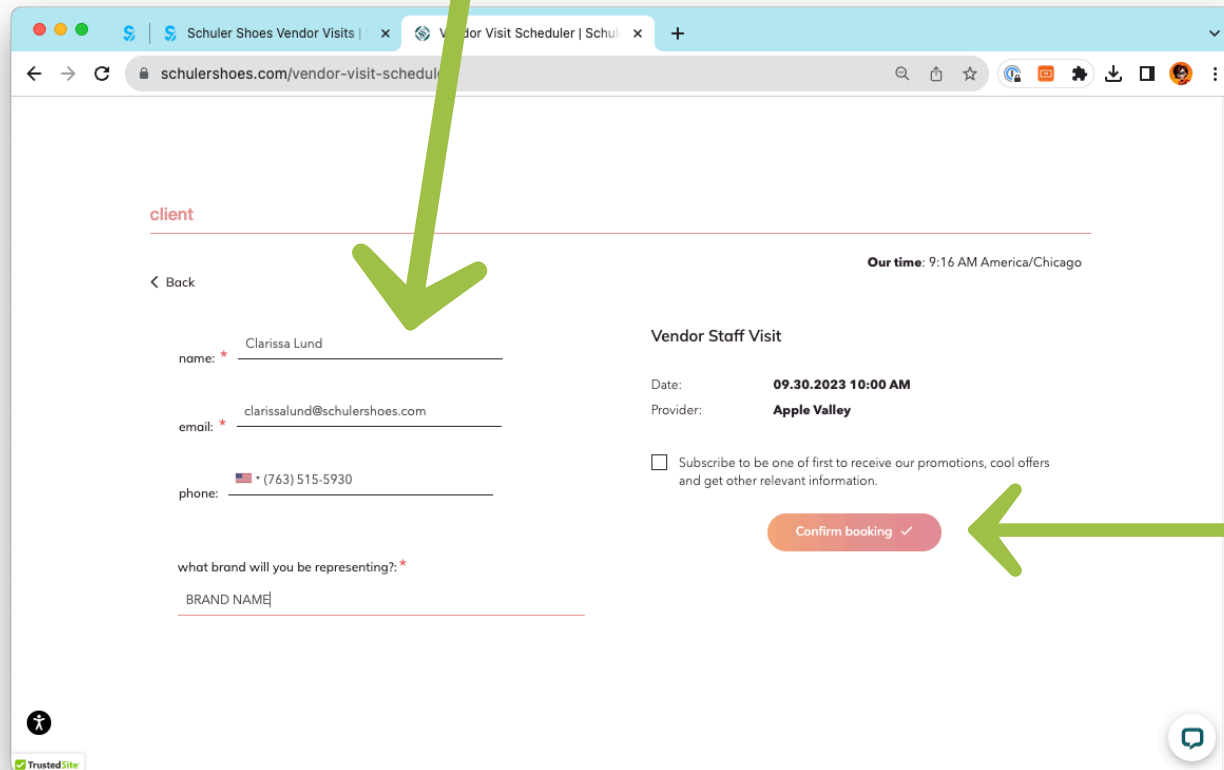


The screenshot shows a web browser window with the URL `schulershoes.com/vendor-visit-scheduler`. The page displays a calendar for September 2023. The current time is 9:16 AM America/Chicago. The calendar shows the week of September 24-30. Below the calendar is a time slot grid for the week of Sep 24-30. The grid has columns for each day of the week (Sun, Mon, Tue, Wed, Thu, Fri, Sat) and rows for time slots from 10:00 AM to 3:30 PM. The 10:00 AM and 10:30 AM slots for Saturday (Sep 30) are highlighted in orange. A green arrow points from the instruction above to the calendar, and another green arrow points from the tip below to the time slot grid.

TIP: If you would like to visit for more than an hour, select two 1 hour time slots. You will have to go in twice to schedule the second slot.

VENDOR VISIT SCHEDULER DIRECTIONS

5. Enter your name, email, phone, and which brand you will be representing.



The screenshot shows a web browser window with the URL `schulersshoes.com/vendor-visit-schedule`. The page is titled "client" and includes a "Back" link. The form contains the following fields and information:

- name:** * Clarissa Lund
- email:** * clarissalund@schulersshoes.com
- phone:** (763) 515-5930
- what brand will you be representing?:** * BRAND NAME|

Additional information displayed on the right side of the form:

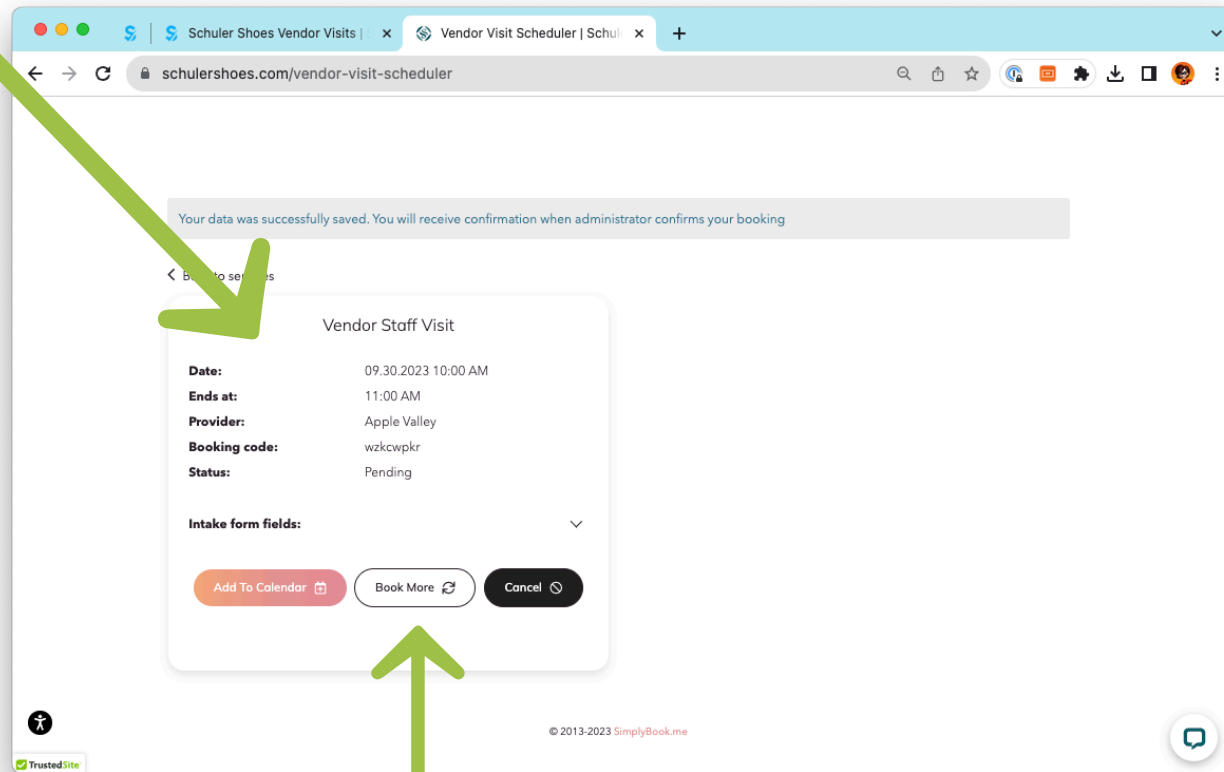
- Our time:** 9:16 AM America/Chicago
- Vendor Staff Visit**
- Date:** 09.30.2023 10:00 AM
- Provider:** Apple Valley
- Subscribe to be one of first to receive our promotions, cool offers and get other relevant information.

A green arrow points from the top of the page down to the input fields. Another green arrow points from the right side of the page to the "Confirm booking" button.

6. Click "Confirm booking"

VENDOR VISIT SCHEDULER DIRECTIONS

7. A confirmation page will appear with your visit date, times, location (labeled as provider.)
You will also get a confirmation email. You will get another email when the visit is approved.



TIP: Click the “Book More” button if you want to schedule another of the same type of visit. It will bring you to the location selection page.